

AP 2-D Art and Design Portfolio

Kaya Dunn

2021



Image 1

Sustained Investigation

Height: 12 inches

Width: 8 inches

Material(s): Colored pencil on colored pencil paper

Process(es): I edited a photograph of myself, then drew it with colored pencils




Image 2

Sustained Investigation

Height: 12 inches

Width: 8.5 inches

Material(s): Paint markers on marker paper

Process(es): I created a stream of freehanded sketches using only three colors



Image 3

Sustained Investigation

Height: 10 inches

Width: 7 inches

Material(s): Acrylic, oil, and paint pens on canvas

Process(es): I used an acrylic base, then painted a photo of myself and added a background with paint pens



Image 4

Sustained Investigation

Height: 48 inches

Width: 60 inches

Material(s): Oil paint on canvas

Process(es): I edited a photo of myself, then layered oil paint using loose strokes to create a dreamier effect



Image 5

Sustained Investigation

Height: 16 inches

Width: 20 inches

Material(s): Acrylic and oil paint on canvas

Process(es): I used an acrylic base, then used oil for the portrait, then layered thin paint for the background




Image 6

Sustained Investigation

Height: 32 inches

Width: 32 inches

Material(s): Acrylic and oil paint on handmade canvas

Process(es): I built, stretched, and primed my canvas, used an acrylic base, then painted the portrait using oil



Image 7

Sustained Investigation

Height: 20 inches

Width: 16 inches

Material(s): Oil paint on canvas

Process(es): I edited photos of myself, then experimented with oil paint mediums



Image 8

Sustained Investigation

Height: 20 inches

Width: 16 inches

Material(s): Acrylic and ink on mixed media paper

Process(es): I freehanded a sketch with pens, then added ink for color, and finished with an acrylic background




Image 9

Sustained Investigation

Height: 12 inches

Width: 8.5 inches

Material(s): Watercolor and ink pens on watercolor paper

Process(es): I started with watercolor, then drew repetitive eyes to compliment the flow of the piece




Image 10

Sustained Investigation

Height: 20 inches

Width: 16 inches

Material(s): Acrylic paint and paint pens on canvas

Process(es): I used a black base, then painted the portrait, then added a pattern to compliment it using pens




Image 11

Sustained Investigation

Height: 10 inches

Width: 7 inches

Material(s): Acrylic, oil, and paint pens on canvas

Process(es): I used an acrylic base, then added the portrait using oil, then complimented it with paint pens



Image 12

Sustained Investigation

Height: 36 inches

Width: 48 inches

Material(s): Oil paint on canvas

Process(es): I started with an underpainting, then layered on oil paint to create the image, using a reference



Image 13

Sustained Investigation

Height: 48 inches

Width: 36 inches

Material(s): Oil paint and glitter on canvas

Process(es): I started with an underpainting, then layered on oil paint, then added glitter to make it dreamier




Image 14

Sustained Investigation

Height: 12 inches

Width: 12 inches

Material(s): Watercolor and ink pens on watercolor paper

Process(es): I sketched self portraits using watercolor, then used ink pens to compliment it



Image 15

Sustained Investigation

Height: 11 inches

Width: 8.5 inches

Material(s): Ink pens on sketchbook paper

Process(es): I freehanded a stream of patterns and ideas in a sketch using ink pens

Written Evidence

Sustained Investigation

Identify the question(s) or inquiry that guided your sustained investigation.

Describe how your sustained investigation shows evidence of practice, experimentation, and revision guided by your question(s) or inquiry.

Response:

My artwork inquires the disorienting process when recovering from mental illness. I execute it by exploring different fantasy-like patterns, objects, and lighting that conveys an altered connection between self perception and the outside world.

I associate certain materials and patterns to certain types of emotions, such as repetitive and small strokes representing anxious feelings, like in images 2, 7, 8, and 9, and loose and gentle painting strokes to represent deep and dreamy emotions, like images 4, 5, 6, and 11. I often experimented with lights and darks to find the divide between emptiness and strong, powerful thoughts. In some pieces, I combined the feelings of anxiety with feelings of comfort to show that there is a struggle to find normality during recovery, like in images 3 and 10. My overall meaning throughout my artwork is that recovery is never linear.



Work 1

Selected Works


Height: 16 inches

Width: 20 inches

Idea(s): This piece demonstrates the feeling of a deep impending sense of contentment

Material(s): Oil paint on canvas

Process(es): I used an acrylic base, then used oil for the portrait, then layered thin paint for the background



Work 2

Selected Works

Height: 20 inches

Width: 16 inches

Idea(s): In this piece, I convey that there is sometimes warmth and reassurance that comes from anxiety

Material(s): Acrylic paint and paint pen on canvas

Process(es): I used a black base, then painted the portrait, then added a pattern to compliment it using pens



Work 3

Selected Works

Height: 10 inches

Width: 7 inches

Idea(s): In this piece, I display the overwhelming feeling of wanting to get better

Material(s): Oil, acrylic and paint pens on canvas

Process(es): I used an acrylic base, then painted a photo of myself and added a background with paint pens



Work 4

Selected Works

Height: 20 inches

Width: 16 inches

Idea(s): This piece visualizes the conflict behind a stressful event occurring

Material(s): Oil paint on canvas

Process(es): I edited photos of myself, then experimented with oil paint mediums



Work 5

Selected Works

Height: 48 inches

Width: 60 inches

Idea(s): This piece demonstrates the relaxing sensation of contentment being achieved

Material(s): Oil paint on canvas

Process(es): I edited a photo of myself, then layered oil paint using loose strokes to create a dreamier effect